

TROOP 292 **of HOOKSETT, NH**



Parent & Scout Guide



Table of Contents

The Troop	1
Contact Information.....	1
Resources	1
Email.....	1
Facebook.....	1
Troop Web Site.....	2
Troopmaster	2
Council.....	2
National.....	2
Scout Involvement/Responsibilities	3
Living as a Scout	3
Participation.....	3
Troop Equipment	4
Personal Equipment	4
Personal Items.....	4
Adult & Scout Guide to Behavior & Discipline.....	4
Parent Involvement/Responsibilities	4
Finances, Fundraising, & Troop Trips.....	6
Dues	6
Troop expenses & overhead	6
Registration.....	6
Permission slips	6
Trip expenses	6
Transportation.....	6
Fundraising	7
Scout Account.....	7
Camperships	7
The Scout Uniform	7
Class A Uniform	8
Class B Uniform	8
Troop Management - Adults.....	9
Troop Committee.....	9
Scoutmaster.....	9
Help your Troop by becoming involved.....	9
Troop Management - Scouts.....	10
SPL/ASPL.....	10
Patrols	10
Meetings	10
Leadership Positions.....	10
Troop Elections.....	10
Annual Program Planning.....	10

Fundamentals of Scouting	11
Boy Scout Law	11
Boy Scout Oath (or Promise).....	11
Boy Scout Motto.....	11
Boy Scout Slogan	11
The Outdoor Code	11
Scout Vespers	11
Safety	12
Medical	12
Advancement	13
Addresses and Destinations	15
Griswold Scout Reservation	15
The Scout Shop.....	15
Locations for Common Service Projects & Fundraisers	15
Hooksett Food Pantry	15
Holiday Giftwrapping.....	15
Bell Ringing.....	15
Old Home Day	15
Sign-off Sheet	17



When you see this sign, Scouts, Leaders, and Parents should *immediately* cease all conversation. This is a sign to alert everyone that an announcement needs to be made. To continue talking is not only disrespectful, but causes delays in the Troop program.

Your courtesy is appreciated.

Updated August 18, 2022

The Troop:

Troop 292 is a traditional, boy-led Troop with a strong outdoor program. We encourage the philosophy of “Keeping the *Outing* in *Scouting*!”

The Troop is generously sponsored by the Hooksett Kiwanis Club:

<https://www.hooksettkiwanis.org/>

Contact Information:

Jeff Scott, Scoutmaster:

fedcompsrv@comcast.net

Home: 603-587-0658

Cell: 603-848-2086

Janice Dolbec, Committee Chair:

jb319@comcast.net

Home: 603- 485-3046

Cell: 603- 340-5684



Resources:

Email: Each new parent will receive a Groups.io invitation to join the Troop email distribution list. Please accept the invitation. If you routinely use more than one email address or if your email address changes, please notify the Scoutmaster. Email will be your most important source of information for Troop plans, meeting details, last-minute changes, etc.

Facebook: The Troop has a private Facebook group which is accessible only to Troop members, families and alumni, and to select adult leaders from Daniel Webster Council. This account is a great place to look for updated event photos and miscellaneous items of interest relating to Scouting. Your friend request may be sent to: <https://www.facebook.com/groups/172493431584/>. The Facebook page is often used by families to get news out to other Scouts, to ask for rides to/from events, or to share Scouting news. The Facebook page may *not* be used for things not related to Scouting (e.g., school fundraising, political postings, etc.). Anything deemed not appropriate will be removed by the Scoutmaster or Facebook administrator.

Troop Web Site (<http://troop292nh.com/>): The Troop web site is going to be one of your most valuable resources, particularly the Forms page. **The Forms page has important, up-to-date information.** See below for an example:

TROOP 292	
<u>TRIPS</u>	<u>MISC. FORMS</u>
Turkey Roast Signup Sheet • 11/21 - 11/23	ADVANCEMENT INFO & FORMS
Turkey Roast Permission Slip • 11/21 - 11/23	PATROL FORMS & INFO
Battleship Cove Signup Sheet • 12/13 - 12/14	2014-15 Program Summary
Battleship Cove Permission Slip • 12/13 - 12/14	2014-15 Calendar (<i>print version</i>)
Trip & Meeting Participation • 2013-14 Season	Oct. Troop Meeting Plans
<u>SERVICE PROJECTS</u>	Nov. Troop Meeting Plans
Lions Flag Ceremony Signup Sheet • 11/7	Winter Packing List
Library Book Sale Signup Sheet • 11/11	Mike Rowe Eagle Scout Letter
Service Challenge • Sept/Oct. 2014	Parent Talent Survey
Service Project Participation • 2013-14 Season	New Annual Med Form
<u>OTHER</u>	Tax Exemption
Class B T-shirt, Wicking	BSA Accident Insurance Info
Troop Fleece Order Sheet	BSA Accident Insurance Claim Form
<u>FUNDRAISERS</u>	Adult Vehicle Information
Wreath Order Forms • Due 11/6/14	
Direct Ship Wreath Order Form	
Scout Account Status • as of 10/23/14	
Dues Shortages • as of 10/23/14	

Troopmaster: Scouts and parents can access information through our troop management software, Troopmaster, at <http://troopmasterweb.com/troop292>. Available information includes advancement status, online signups and payments for trips and service projects and more. Login credentials are emailed when you join, or contact the Scoutmaster for assistance.

Council: Troop 292 is a member of the Daniel Webster Council headquartered near Camp Carpenter in Manchester. The Council has several districts, and Troop 292 is part of the Massabesic District. For council-level information, please go to: <http://www.nhscouting.org/>

National: For more general information regarding Scouting, the national Scouting web page is: <http://www.scouting.org/>

“We must change boys from a ‘what can I get’ to a ‘what can I give’ attitude.”
—Lord Baden Powell

Scout Involvement/Responsibilities:

Living as a Scout: Scouts are expected to follow the Scout Oath and Scout Law both while they are with the Troop *and in their everyday lives*. In keeping with some of those basic fundamentals (“A Scout Is Helpful,” and he promises to do his best “to help other people at all times”), Scouts are expected to participate in the Troop’s fundraising activities and service work for the community.

Participation:

Scouts are expected to participate in as many **service opportunities** as possible during each Scouting year, remembering that A Scout Is Helpful and that this is when we are most visible to our community. It is understood that some Scouts may have family, sports, band, or work conflicts, but they should do their best.



Scouts are also expected to participate in major **fundraising events**, not only to raise funds for their own trips and camp, but also to help raise money for the Troop. **Participation is expected for our primary fundraisers:** Mum sales in Aug/Sept., Christmas wreath sales in Oct., and holiday gift wrapping in Dec.; other optional fundraisers such as popcorn sales, adventure card sales and a hikeathon will be offered for those who want to fund more of their own program.

Scouts are also strongly encouraged to attend as many **campouts** as possible as these are some of the best opportunities to learn outdoor skills and to advance in rank. It’s also a time to have fun with his peers while “keeping the *outing* in Scouting!” The troop has at least one weekend (or longer) camping opportunity every month. Scouts can sign up in person at troop meetings, by email with the Scoutmaster or online at our Troopmaster site noted above.

Scouts are expected to be at all Troop meetings. Scouts must contact their Patrol Leader or Senior Patrol Leader if they are unable to attend a meeting. A simple explanation should be given to help us understand what events are conflicting with troop functions, but as long as notice (phone or in person) is given, the Scout is considered excused. If the boy leaders cannot be reached, an adult leader should be contacted. When at meetings, they are expected to be in full Class A uniform. If a Scout is coming directly from a sporting event, he should bring his Class A shirt and Troop hat with him, which can be worn over the sports clothing. He should also have his Scout book with him—it is part of the uniform!

After each Scout meeting, it is recommended that each Scout discuss with a parent their participation in the upcoming service projects, trips, and events.

Our troop recommends 75% participation in Scouting events (service work, fundraising, and trips) for boys between Life and Eagle ranks, and encourages this level of participation for all Scouts. This exemplifies the philosophy that *participation will help you succeed* as you embrace all that Scouting is offering you.

Troop Equipment: Scouts are expected to use Troop-supplied tents and other equipment. All Troop equipment must be signed out by the Quartermaster or Scoutmaster. Scouts are responsible (except for reasonable wear & tear) for equipment issued to them. Scouts must return all equipment to the Troop at the next meeting, dried and clean. Equipment not properly cleaned, dried, or packed will be returned to the Scout to be correctly cared for and brought back at the next meeting. Patrols are responsible for their own chuckboxes and should work together to ensure that chuckboxes are properly stocked and maintained.

Personal Equipment: We recommend that you purchase Scouting equipment only as you get into Scouting activities and you are sure you're serious about Scouting. Our suggested order of priority is: Scout book (which will be provided to you), Scout uniform and patches, sleeping bag, rain gear, boots, non-cotton clothing/thermals, compass, knife, backpack, etc. If you need equipment for a specific trip, others in the Troop may be able to lend something to you. You can ask members of your patrol or even post a request onto the Troop Facebook page. The troop also maintains a "Uniform Bank" from which you may be able to obtain uniform parts, and has a small selection of other gear available if needed.

Personal Items: Use of personal electronics is governed by the troop Electronics Policy. This policy may change over time, so please check for updates. Violation of this policy will result in confiscation until the end of the meeting or event. Repeated violations will result in a disciplinary conference with the Scoutmaster and the Scout's parents.

Personal items or equipment lost or damaged at Scout functions are not the responsibility of the Troop, Committee, or leaders. Although cameras may be used at camp or on trips, the Troop is not responsible for lost or damaged cameras, either. We recommend you buy either an inexpensive camera for this purpose or one that is exceptionally durable to differing climates, hazards, and moisture.

Guide to Behavior & Discipline:

Troop 292 endorses the policies contained in the Guide to Safe Scouting (found at <http://www.Scouting.org/Scoutsource/HealthandSafety/GSS/gss01.aspx>). Scout behavior is governed by the Troop Discipline Policy as designed by the scouts of the Patrol Leader's Council, endorsed by the Troop Committee and posted on the Forms page of the Troop website (<http://troop292nh.com/forms.html>).

Parent Involvement/Responsibilities:

Parents are encouraged to read through this Parent Guide to learn more about the Troop and how they can help their sons to succeed. We feel that a child must grow from the early stage of complete dependence on his family to an eventual state of self-reliance. Along the way, he must be given increasing opportunities to make responsible decisions and to try himself out in many situations. This development begins at Cub Scout age with tight family control that must gradually change to family support as the boy matures and develops as a Boy Scout.

You can use this program to guide your son through this development process. We will support your moral values and religious preferences. Here are some suggestions on how *you* can help

your son develop and grow:

At a minimum, at least one parent is encouraged to attend announcements that are made at each meeting (as the first agenda item and then repeated at closing). This is your best way of staying informed about upcoming events and deadlines. Parents are further encouraged to **review the sign-up sheets with their son to discuss upcoming events, including trips, fundraisers, and service opportunities**. If you can't get to the meeting to find them, you can locate them on the Troop web page under Forms. *Please encourage your son to participate in as many events as possible—this is how he'll grow as a Scout and as a young man, learning values that are key to Scouting.* Parents are also encouraged to participate with fundraising and service opportunities, such as holiday giftwrapping, etc.

PLEASE do not force your son to choose between sports and Scouting. ***He can do both.*** Attending a meeting in a sport uniform is not uncommon—many Scouts will arrive a bit late, throwing a Class A shirt on over their uniform, and putting on their Troop hat—that's better than not showing up at all.

We urge you NOT to take away his Scouting activities as a means of punishment for poor performance at school, etc. Scouting offers the opportunity to develop good learning, study, and social habits and skills.

All parents are also encouraged to participate in a brief on-line training program for **Youth Protection**. It will help you understand some of the fundamental safety precautions followed by all Scout leaders. This training is mandatory for all registered leaders, and is strongly encouraged for all parents. Please go to this link: <https://www.scouting.org/training/youth-protection/>

One phrase you will hear throughout the program is, “Don't do for a Scout what he can do for himself.” All elements of the Scouting program are designed to help your son grow and mature, using time-honored and proven methods. For Cub Scouts coming in to Boy Scouts, this can be a learning experience for parents. It's important to let him work with his peers and his leaders while at meetings, trips, or other Scout events.

Help your Scout *Be Prepared*. Encourage him to look at the Troop Meeting Plans that are posted on the Forms page of the Troop website. This will also help you plan your time so you'll know, for example, if your son is in the patrol that has cleanup duty on any given week, which may mean that he might be running a little late at the end of the meeting. All weekly program plans are included in the monthly meeting plans document.

Also help your Scout *Be Prepared* by not packing for him for trips, but by supervising what he has packed. Review the suggested packing list (summer/winter) in his Scout handbook. There is also a packing list on the Troop website, under Forms, that is more specific to New Hampshire camping. **Have him pack his gear and then check it with him, especially if he's new to camping. Please ensure he has appropriate gear for the conditions.** (A “junk on the bunk” inspection is a great method for doing this—the Scout puts all his gear out on his bed/bunk, has you inspect it—while using the packing list, and then *he* packs it.) If you do not have the gear necessary for the conditions and cannot afford to purchase it, you may use the Troop Facebook

page to solicit assistance from other Scout families or you may contact the Scoutmaster who will try to assist you.

Discuss all concerns about your son's Scouting program with the Scoutmaster and/or the Committee Chair.

Finances, Fundraising, & Troop Trips:

Our Troop leadership is cognizant of the expenses involved in Scouting, and we try to keep the costs as low as possible. By paying dues and actively participating in fundraising events, each Scout can help fund his own participation.

Dues: Scouts are expected to pay **\$1 a week for their dues**—even if they have not attended a meeting that week. Weekly dues go to the general Troop fund. Scouts are encouraged to raise the money for dues themselves; this helps them develop financial responsibility and gives them a sense of ownership in the program. Please help your son find a way to earn this money.

Troop expenses & overhead: The Troop uses dues and other fundraising efforts to pay for the basic expenses involved in the regular program. The funds go to campground costs, gas for vehicles, purchase of equipment, maintenance of old equipment, tents, propane stoves, chuckboxes, trailer registration, liability insurance, etc.

Registration: Each year boys are assessed a registration fee, with a discount for multiple brothers in the troop. This fee is pro-rated quarterly for scouts joining during the year. Scouts crossing over from Cub Scouts do not pay for their first (partial) year since they already paid for registration in the Cub program. The registration fee covers the expense of rechartering the Troop with BSA National.

Permission slips: Permission slips must be completed for any trip a Scout or adult attends. The parent keeps the left side of the slip and passes in the right side. These slips provide important information to the parent regarding pickup times, contact information, and trip logistics. Scouts *may not* attend any trip for which they have not passed in a signed permission slip. For adult participants, this form serves as a liability release. Slips will be available at meetings prior to each trip and are also on the Troop web page under Forms.

Trip expenses: Trip expenses are determined on a case-by-case basis. For most trips, the only expense is Patrol food costs, based on the Patrol's choice of menu. Historically, basic weekend trips will cost only \$12. Occasionally a small additional fee is added to cover transportation or facility expenses. Payment will be due on the date stated on the permission slip. Money collected for campout food is *not* refundable. Some trips (ski trips, white water rafting, zip-lining, etc.) will obviously be more expensive.

Transportation: We ask that parents assist with the transportation of Scouts on Troop trips. If you can volunteer to drive, please check off the box on the trip permission slip and also email or discuss your availability with the Scoutmaster. The Troop completes tour plans in advance of

all trips; driver information is needed for those plans. If you are not on the plan, you may not drive any Scout other than your own son. **All vehicles must be insured, all Scouts must be properly seat belted, no one may ride in the back of a truck (even within camp), and no drivers under the age of 18 are allowed on Scout trips.**

Fundraising: We currently hold **three required fundraising events each year in which all Scouts are expected to participate: A fall mum sale, Christmas wreath sales, and gift-wrapping at the Mall of NH in December.** Some additional, optional fundraising efforts are also available for Scouts who are interested, including Council **popcorn** and **Adventure Card sales** and an **annual “hike-a-thon”** where boys can raise additional funds. 75% of the profits from the required fundraisers goes to the Troop’s general operating fund, and 25% goes to the Scout’s own “Scout Account” (see below). For optional fundraisers, 75% of profits go to the scouts’ accounts and 25% goes to the troop. **Funds raised by the Scout are directly proportional to how much effort he puts into his participation.** Some Scouts use these fundraising opportunities to *completely finance* summer camp!

Scout Account: As a Scout earns money with Troop fundraisers, his funds are kept in an individual “Scout Account.” Most Scouts use this as a savings vehicle for summer camp, but it may also be used for other trips, dues, registration fees, uniforms, scout books or camping equipment for use in scouting. You may check the balance the Scout’s own account on the Forms page: <http://troop292nh.com/forms.html>. Note that Scout Account funds stay with the Troop. If your son drops out of the Troop or transfers to a different Troop, the funds will be transferred to Troop 292’s general fund.

Camperships: If a family is unable to afford summer camp, they may request a “campership” to assist. To apply, parents should contact the Scoutmaster or Committee Chair **before April 1 of the camping year.** All requests are kept in strict confidence. A Scout’s participation in available fundraising programs will be factored into the decision on how much financial assistance may be given. The Daniel Webster Council has to approve camperships for summer camp; *they will look particularly at participation in Council product sales.* **Keep in mind: your Scout’s participation in fundraising can also defray the costs of some of the more expensive trips.** *Finances should not be a reason to not participate.*

The Scout Uniform

It is the Troop's policy to wear uniforms at all Scouting meetings and functions unless the Scouts are notified ahead of time not to. As soon as possible after joining, a Scout should have a full Troop uniform consisting of a Scout shirt, with all the proper patches sewn on, a Troop 292 hat, Scout belt, and Scout book. Hats and books are given to each Scout upon joining the Troop; replacements are available at the Scout’s own expense. A sash for Merit Badges is optional, but encouraged. If there are difficulties in meeting these requirements, they will be considered individually through consultation with the Scoutmaster. Uniforms do not have to be purchased new, and Scouts are encouraged to take advantage of opportunities to recycle uniforms. The Troop does have some used uniforms and equipment available from time to time. It is not the Troop's responsibility to provide uniforms, however. Scout uniforms, Troop

The uniform makes for brotherhood, since when universally adopted, it covers up all differences of class and country. — Lord Baden-Powell

numbers, patches, etc., may be purchased at the Scout Store located at Camp Carpenter, 300 Blondin Road, Manchester. Go to this link for more information: <http://nhscouting.org/scout-shop/>

Parents: Please don't let your scout leave for a Troop meeting or event without his Scout hat, uniform, and Scout book!

Please help us enforce this policy.

Army jackets and military fatigues (camouflaged clothing) **are not to be worn** with the Scout shirt, at Troop meetings, and/or at district or national events. Similarly, Scouts are not to wear excessively baggy, ripped or torn pants or pants with graffiti. Pants are to be worn at the waist, not “sagging”; when in doubt, the adult leaders will determine if pants need to be pulled up. Chains, spikes, studs, etc. are not allowed. *Scouts should take pride in their appearance and dress accordingly.*

Class A Uniform:

- Official BSA Shirt (long or short sleeve), with correct patches in the correct locations (check your Scout handbook for proper placement).
- Official BSA belt.
- Official Troop 292 hat.
- Official BSA Scout handbook (yes, it is part of the uniform).

The Class A shirt shall be tucked-in at all times when wearing your uniform. Hats are worn with the brim facing forward at all times. Official BSA pants (or shorts when weather-appropriate) are highly recommended but not yet required. BSA “Switchback” pants are considered official, and are quite comfortable in all weather.

Scouts should have their full uniform, a small flashlight, a small pad of paper, and a pen with them at all Scout meetings.

Full uniform, including sash, is required for uniform inspections, Courts of Honor, special events, parades, Flag Day, and Scout Sunday. Full uniform without the sash is needed for Summer Camp (evening meal/retreat), Council-sponsored camping trips, Camporees, Merit Badge Colleges, etc.

Class B Uniform:

- Troop 292 t-shirt, which may be purchased through the Troop.
- Official Troop 292 hat.
- Official BSA belt.
- Official BSA Scout handbook (yes, it is part of the uniform).

The Class B is an informal uniform that may be tucked in or left out. The Class B is typically used during in-camp activities, for work days, or other activities where the Class A is too formal or could get ruined. New Class B designs are chosen each year and are available for purchase through the Troop, as well as a

The spirit is there in every boy; it has to be discovered and brought to light.

—Lord Baden-Powell

selection of previous years' shirts. BSA-approved t-shirts that can be used as a Class B are also available at the Scout Store.

Troop Management - Adults

Troop 292 is a boy-led Troop, but adult oversight and support is essential. Our Troop management is two-pronged, with a Troop Committee handling the business of the Troop and the Scoutmaster and Assistant Scoutmasters attending to the Scouts. For a current list of all positions being held, go to: <http://troop292nh.com/TheTroop.html#Leaders>

Troop Committee: The Troop Committee is made up of a chairperson and a variety of support positions, including treasurer, secretary, fundraising coordinator, chaplain, community service coordinator, Cub Scout Pack 292 liaison, publicist, etc. Parents are invited and encouraged to attend.

Scoutmaster: The Scoutmaster has a staff of Assistant Scoutmasters who report to him and who assist in supervising meetings, assisting Scouts with advancement, and attending trips and campouts.

Help your Troop by becoming involved:

- You are welcome to attend Troop meetings and are specifically encouraged to attend the beginning and end announcements. Please note that, when the Scouts are directed to be quiet by raising the scout sign, ***adults should also comply.***
- Attendance at committee meetings is a great way to learn more about how the Troop is run. The committee meetings are typically held the third Tuesday of each month, but the specific date, time, and location may be verified on the Troop calendar. Meetings are typically held at the Hooksett Library.
- Any parent can become a merit badge counselor in areas for which he or she has specific knowledge or experience. Check out the badges listed as this link: <https://www.scouting.org/programs/boy-scouts/advancement-and-awards/merit-badges/> If you're interested in becoming a counselor for any specific badge, please talk with the Scoutmaster.
- Parents are also invited to talk with the Scoutmaster about becoming an Assistant Scoutmaster (ASM). ASMs assist at Troop meetings, work with the Scouts on advancement, and attend some campouts, hikes, and other Troop events. A strong staff of ASMs provides a critical service to the Troop and an invaluable resource to the Scouts themselves.

“The more responsibility the Scoutmaster gives his patrol leaders, the more they will respond.”

—Lord Baden-Powell

Troop Management - Scouts

SPL/ASPL: The Troop is led by its Senior Patrol Leader (SPL), who is elected by the Scouts. The SPL typically has one or two Assistant Senior Patrol Leaders (ASPLs) working with him and serves a six month term.

Patrols: Each Scout is a member of a patrol, which is usually about six to eight Scouts. Each patrol has its own patrol leader, assistant patrol leader, and a scribe who collects and tracks dues. Patrols are grouped together by age. This leads to stronger friendships and bonding among patrol members and thus more interest in attending events with friends and better long-term retention. This also helps avoid the older Scouts feeling like they're "babysitting" their patrols and helps avoid the potential for bullying or intimidation of younger scouts.

Meetings: Weekly meetings are held at the David R. Cawley Middle School cafeteria, 89 Whitehall Rd., from 6:30 p.m. to 8:15 p.m. every Thursday (starting the first Thursday after Labor Day and ending approximately the last Thursday of the school year). There are no meetings on Thursday holidays or on Thursdays when there is school vacation. Scouts are encouraged to attend all meetings unless they have an excused absence (which they should report to their patrol leader).

Leadership Positions: Other Scout leadership positions within the Troop include: Quartermaster, Scribe, Instructor, Troop Guide, Librarian, Historian, Bugler, Chaplain's Aide, *OA Representative, Den Chief, and Junior Assistant Scoutmaster (JASM).

Troop Elections: Elections are held twice a year, in September and March, at a regular Troop meeting. Candidates for SPL must meet specific requirements and must either volunteer or have accepted a nomination (which he may also decline, if he wishes). At those meetings, a new SPL is chosen by secret ballot. That SPL chooses his ASPL(s). Patrol leaders for each patrol are also elected. The SPL will then work with the Scouts to fill the remaining leadership positions. After each election, the SPL and Patrol Leaders will be given the contact information for all current members of the Troop.

Annual Program Planning: During the summer, the current boy leaders join in a Program Planning Conference where they plan out the key events and themes for the upcoming Scouting year starting in September. A complete outline of the year's events will be prepared during that conference and will serve as a guide for the year (September through August).

* OA is the Order of the Arrow, a national organization that is known as the "Honor Society of Scouting," which has specific service and camping requirements for eligibility, and then the Scout must be voted in by his peers. For more information, about the OA generally, go here: <https://oa-bsa.org/>. For information about the Passaconaway Lodge (where our Troop Scouts are members), go here: http://nhscouting.doubleknot.com/OpenRosters/View_Homepage.aspx?orgkey=1857

Fundamentals of Scouting:

Scout Law

A Scout is:

- Trustworthy,
 - Loyal,
 - Helpful,
 - Friendly,
 - Courteous,
 - Kind,
 - Obedient,
 - Cheerful,
 - Thrifty,
 - Brave,
 - Clean,
 - and Reverent.
-

Scout Oath (or Promise)

On my honor I will do my best
To do my duty to God and my country
and to obey the Scout Law;
To help other people at all times;
To keep myself physically strong,
mentally awake, and morally straight.

Boy Scout Motto

Be Prepared!

Scout Slogan

Do a Good Turn Daily!

The Outdoor Code

As an American, I will do my best to -

- Be clean in my outdoor manners
 - Be careful with fire
 - Be considerate in the outdoors, and
 - Be conservation minded.
-

Scout Vespers (sung at the end of each meeting):

Softly falls the light of day,
As our campfire fades away.
Silently each scout should ask:
"Have I done my daily task?
Have I kept my honor bright?
Can I guiltless sleep tonight?
Have I done and have I dared
Everything to be prepared?"

"The Scout Oath and Law are our binding disciplinary force." —Lord Baden-Powell

Safety:

In order to keep each Scout safe during meetings and trips, we require strict adherence to some basic safety rules, including (but not limited to) the following:

- Scouts are required to use the **buddy system** and **never go anywhere alone**.
- All medical conditions *must* be reported to the Scoutmaster and will be kept in strict confidence—shared with adult leaders only as necessary to ensure each Scout's safety.
- Scouts should not leave Troop meetings without first checking out with their Patrol Leader or Senior Patrol Leader.
- Scouts may not leave a Troop function or camp without permission and must notify their Patrol Leader or SPL **and** Scoutmaster or Adult Leader when they are leaving. Taking your son away from a Troop trip without doing so is *not* acceptable.
- Sterno stoves are not to be used at any time.
- Matches, candles, gas lanterns or open flame of any kind are not permitted in tents.
- It sounds cliché, but “**NO PLAYING WITH MATCHES**”—it's wasteful and dangerous.
- Sheath knives are not allowed. Only folding knives are allowed with a blade less than 4.5” in length.
- Scouts up to and including First Class must earn a "Totin' Chip" and use only an approved pocket knife or hand ax. Safety infractions will result a corner of the “chip” (a business-card-sized paper they can keep in their pockets) being removed. If all four corners are removed, the Scout must go through Totin' Chip training again. Gross infractions will result in the Totin' Chip being taken away and the need for re-training.
- A “blood circle” must be used at all times when a knife is being used.
- Scouts up to and including First Class must earn a "Fireman Chit" to build and maintain fires at the campsite or to be “fire warden.”
- Each patrol shall have a first aid kit on all hikes and campouts.
- Scouts should carry personal first aid kits on all trips.
- Other than water or specific events (Courts of Honor), no food or beverages are allowed during Troop meetings—and never in glass containers.

Medical:








Each Scout is required to complete an annual BSA medical form which requires a doctor's signature. Notification of any new medical condition within the course of the year must be reported to the Scoutmaster and the medical form updated. A Scout will not be allowed to attend any Troop trip or camp unless this form is on file. A physical and BSA medical form is required for Summer Camp for all Scouts and adult leaders attending camp. **Scouts may not carry any prescription or over-the-counter medications with them at summer camp with the exception of insulin, EpiPens, and asthma inhalers, but those may only be carried after completing a Permission to Carry form that it signed by the parent and doctor.** For troop trips and events, permission to carry meds may be granted by the scout's parents and should be noted on his permission slip. Note that medical and psychological conditions may affect how a

Scout can perform at Troop meetings, campouts, or events, so it is helpful to the Scoutmaster—and to your Scout—to share necessary information with the Scoutmaster. That information will be kept confidential and will be shared only on a need-to-know basis with other leaders.

Advancement:

As your son begins his journey in Boy Scouts, it is important to understand that each boy will progress at his own pace. For some boys, some requirements or skills may be more difficult, while others may have more experience or a stronger aptitude with them; some boys are natural swimmers, for example, while others may prefer never to set foot in a lake. There are no set rules for when a Scout should reach a specific rank, but your encouragement and oversight can certainly help him to succeed. This general guideline might help:

Suggested Rank Advancement Timeline

Rank:							
	SCOUT	TENDERFOOT	2ND CLASS	1ST CLASS	STAR	LIFE	EAGLE
Time in the Troop:	First Year	Second Year	3rd Year	4th Year	5th Year		
Age:	11	12	13	14	15+		

As your son begins, he'll be learning key Scouting skills—knot tying, first aid, orienteering, starting a fire, wilderness survival, etc. His rank progression during this skills-specific phase in his life as a Scout will be as follows: Scout, Tenderfoot, Second Class, First Class.

In the back of each Scout's book, there is a checklist for requirements for each rank. Each requirement listed there references the pages of the book that detail what is needed to complete that section. Your son should read, understand, and be able to demonstrate each of those skills or requirements. He can then come to a meeting to demonstrate those skills to the Scoutmaster or an Assistant Scoutmaster to get signed off. *We encourage parents to review those requirements with their sons to help and encourage them to pursue their Scouting journey.* Please be aware that parents may not “sign off” on their son's advancements.

Parents may also track their son's advancement progress online through our Troopmaster management program. Visit the troop site at <http://troopmasterweb.com/troop292>; login credentials will be emailed to you when you join, or contact the Scoutmaster for assistance.

“The Scoutmaster must be alert to check badge hunting as compared to badge earning.” —Lord Baden-Powell

After First Class, the Scout's focus will switch from skills-specific training to more involvement in leadership and in completing merit badges for a more thorough understanding of Scout skills and competencies. For a full list of merit badges, go here:

<https://www.scouting.org/programs/boy-scouts/advancement-and-awards/merit-badges/>

His ranks will now progress as: Star, Life, Eagle

For more details about requirements of each rank or generally dealing with Scout advancement, here's an excellent resource:

<http://www.Scouting.org/Scoutsource/boyScouts/advancementandawards.aspx>

In the Star-to-Eagle ranks, time in rank and leadership positions become critical parts of advancement. Some Eagle-required badges require up to 90 days of recording daily activities before they can be completed. It is important, therefore, that Scouts be aware of their time constraints and discuss these with a leader, parent, or Scoutmaster. The Eagle rank must be obtained *before* a Scout's 18th birthday.



Addresses and Destinations:

Weekly troop meetings are held each Thursday during the school year at the **David R. Cawley Middle School (cafeteria)** at 89 Whitehall Rd. in Hooksett. Scout meetings begin at 6:30 p.m. Parents should be available to pick up their Scouts by 8:15, *but patrols with cleanup duty on any given week may need to stay longer.*

Griswold Scout Reservation: Summer camp is held each year at the **Griswold Scout Reservation** at 2 Eileen Shore Road, Gilmanton Iron Works, NH, which includes both **Hidden Valley** and **Camp Bell**. Driving directions may be found at this link: <http://troop292nh.com/forms/summer/GSReven.pdf>

The Scout Shop & Camp Carpenter—Scout uniforms or other Scout gear (including patches, merit badge books, etc.) may be purchased at the **Scout Store** at **Camp Carpenter** at 300 Blondin Road in Manchester. Some camping programs (including the annual Klondike, Chuckwagon/Webelos Weekend events) also take place at **Camp Carpenter**.

Hooksett parades usually begin at the Lambert Boat Ramp on Merrimack St., just down the road from the Congregational Church of Hooksett and before the District Court.

Canoe practices are held either at the boat ramp behind the District Court (next to the Hooksett dog park) or at Camp Carpenter (see above).

Locations for Common Service Projects & Fundraisers:

Hooksett Food Pantry (Scouting for Food & Stamp Out Hunger) behind the Hooksett Town Hall, 35 Main Street, Hooksett.

Holiday Giftwrapping has frequently been held at Olympia Sports in the Mall of New Hampshire (near the former Sears).

Bell Ringing has traditionally been done outside the Kmart on Hooksett Road; stay tuned for the new location now that Kmart is gone.

Old Home Day and Kiwanis Winter Carnival are held each year at Donati Park, behind the Hooksett Town Hall.

Camp Carpenter, Manchester, NH



Sign-off Sheet

Please confirm that you have reviewed this Parent & Scout Guide by signing below and return this page to your Scoutmaster:

Parent: _____

Please print name here: _____

Date: _____

Scout: _____

Please print name here: _____

Date: _____